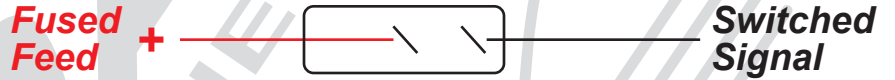


Note: All switches listed below operate on 12V at 20Amps

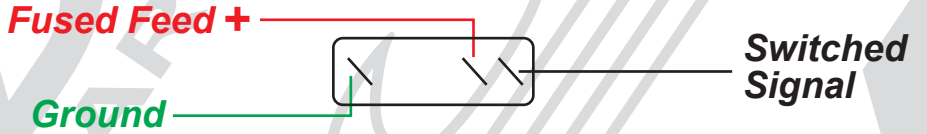
RS-AR-005

Rocker Switch On/Off



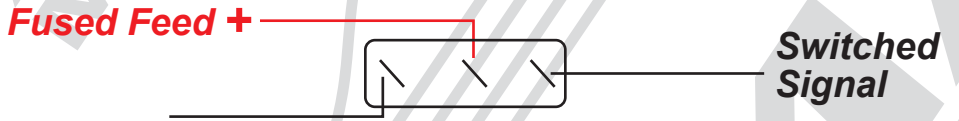
RS-AR-007

Rocker Switch On/Off Lighted



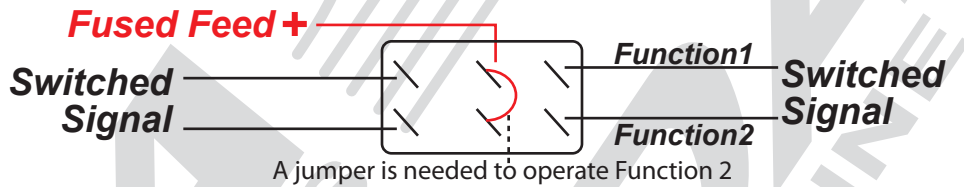
RS-AR-009

Rocker Switch On/Off/On Mom. SP/ST



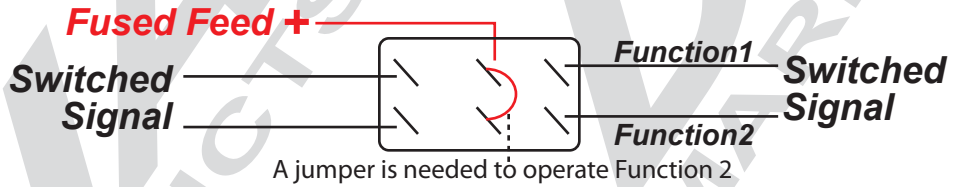
RS-AR-011

Rocker Switch On/On DP/DT



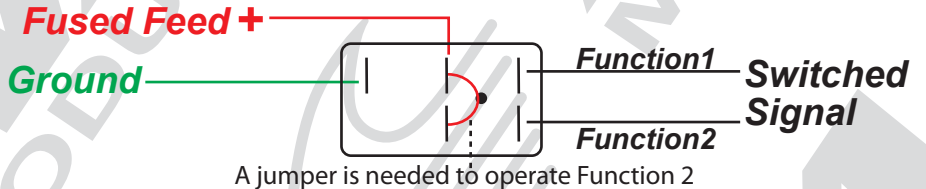
RS-AR-013

Rocker Switch On/Off/On Mom. DP/DT



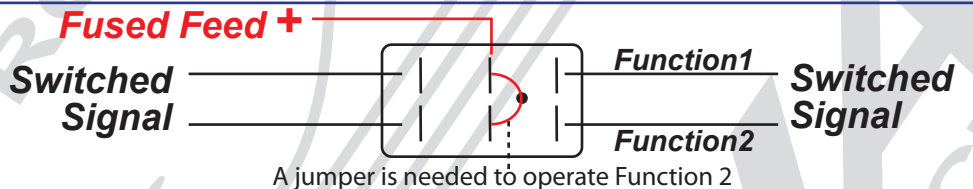
RS-CAR-005

Rocker Switch On/Off



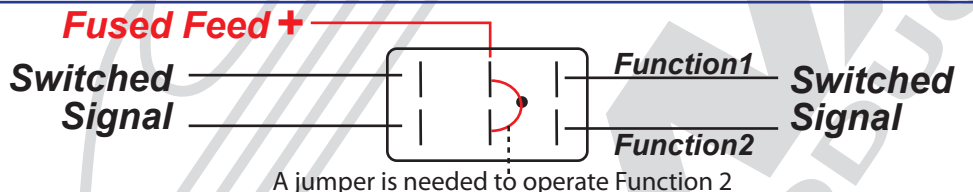
RS-CAR-007

Rocker Switch On/Off/On Mom.



RS-CAR-009

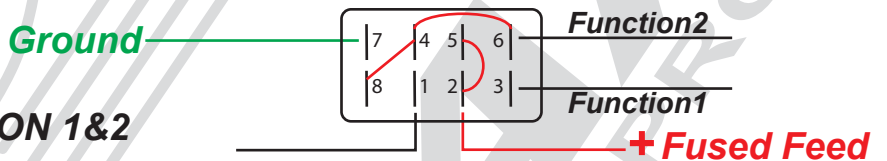
Rocker Switch On/On



RS-CAR-010

Rocker Switch On/Off/On

This rocker switch is ON 1 - OFF - ON 1&2



Typical installation for: Nav. Lights/Dash Lights or Bilge/Auto Bilge.
Activating the switch in one direction operates a single function,
activating the switch in the opposite direction operates both functions.